

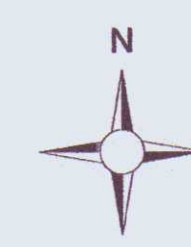


Drawing Legend

- Application Boundary
- Cork City Council Administrative Area
- Knockraha - Kilbary 110 kV line/ 110 kV Conductor

LDD- ABP 305311-20
 22 OCT 2020
 Type: *Final*
 By: *Joseph O'Brien*

Ordnance Survey Ireland Licence No. AR0021 8206 Ordnance Survey Ireland/Government of Ireland



Site Location in Geographical Context

PROJECT TITLE:
Kilbary-Knockraha Line Refurbishment

DRAWING BY: Joseph O'Brien	CHECKED BY: Jordan Baxter
PROJECT NO.:	DRAWING NO.:
200532	200532 - 01
SCALE:	DATE:
1:20,000 @ A1	25.09.2020
OS SHEET NO.:	
OS1606, OS1608	

MKO
 Planning and Environmental Consultants
 Tuam Road, Galway
 Ireland, H91 VW84
 +353 (0) 91 735611
 email: info@www.mkofireland.ie
 Website: www.mkofireland.ie



Note
 10m buffer has been applied to the
 Kilbarry-Knockraha No. 2 110 kV
 transmission line for the purposes of this
 Section 5 Declaration of Exempted
 Development

- Drawing Legend**
- Application Boundary
 - Cork City Council Administrative Area
 - Knockraha - Kilbarry 110 kV line/
110 kV Conductor


Ordnance Survey Ireland Licence No. AR0021820© Ordnance Survey Ireland/Government of Ireland



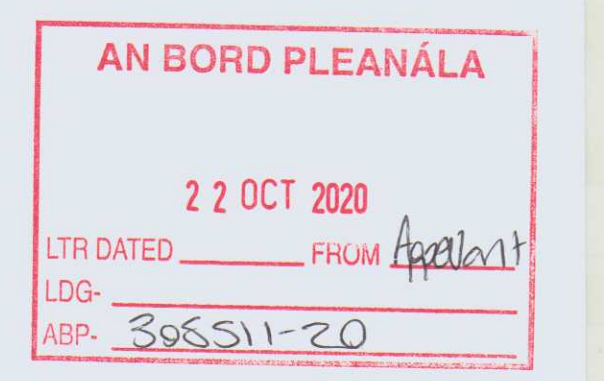

DRAWING TITLE:
**Key Infrastructure
 Site Plan**

PROJECT TITLE:
Kilbarry-Knockraha Line Refurbishment

DRAWING BY: Joseph O Brien	CHECKED BY: Jordan Baxter
PROJECT No.: 200532	DRAWING No.: 200532 - 02
SCALE: 1:10,000 @ A1	DATE: 25.09.2020
OS SHEET No.: 6290, 6291, 6292, 6293, 6337, 6338, 6339, 6340	



MKO
 Planning and
 Environmental
 Consultants
 Tuam Road, Galway
 Ireland, H91 VW84
 +353 (0) 91 735611
 email: info@www.mkofireland.ie
 Website: www.mkofireland.ie





Note
 10m buffer has been applied to the Kilbarry-Knockraha No. 2 110 kV transmission line for the purposes of this Section 5 Declaration of Exempted Development

- End Mast Tower (12.5m - 14m height): End masts are steel lattice towers. They are designed to take the tension of the line in only one direction
- Double Current (DC) Intermediate Mast Tower (22.1m-32.1m height): Double circuit intermediate towers are steel lattice suspension towers which are designed to ensure clearances are maintained on two circuits
- Double Current (DC) Angle Mast Tower: (22m-27m height): Double circuit angle masts are steel lattice tower constructions. They are designed to support directional change and also maintain the required clearances for two circuits.
- Angle Mast Tower (12.5m-14m height): Single circuit angle masts are steel lattice tower constructions. They are designed to support directional change
- Strain Intermediate (INT) Tower (11m-24m height): A strain intermediate tower is a steel lattice tower. They are designed to take the tension of the line in only one direction
- Portal Intermediate Poleset (IMP) (Wooden) (11m-22m height): At 110 kV, these consist of two wooden poles (portal), treated with creosote, with a steel cross arm. The insulators and conductors are supported via this cross arm

Drawing Legend

	Application Boundary
	Knockraha - Kilbarry 110 kV line/ 110 kV Conductor
	110 kV Structures
	Civil works to foundations (and other specified maintenance works)
	Corrective Maintenance Works

AN BORD PLEANÁLA

22 OCT 2020

LTR DATED _____ FROM *Appelk*

LDG- _____

ABP- 308511-20



Infrastructure Site Plans
Sheet 1 of 10

DRAWING TITLE:
Kilbarry-Knockraha Line Refurbishment

DRAWING BY: Joseph O'Brien	CHECKED BY: Jordan Baxter
PROJECT No.: 200532	DRAWING No.: 200532 - 03
SCALE: 1:1,000 @ A1	DATE: 25.09.2020
OS SHEET No.: 6290, 6291, 6292, 6293, 6337, 6338, 6339, 6340	

MKO
 Planning and Environmental Consultants
 Team Road, Galway
 Ireland, H91 VW84
 +353 (0) 91 735611
 email: info@www.mkofireland.ie
 Website: www.mkofireland.ie

Ordnance Survey Ireland Licence No. AR0021820© Ordnance Survey Ireland/Government of Ireland



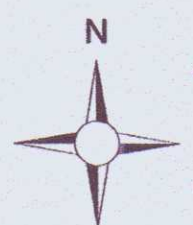
Note
 10m buffer has been applied to the Kilbarry-Knockraha No. 2 110 kV transmission line for the purposes of this Section 5 Declaration of Exempted Development

- End Mast Tower (12.5m - 14m height): End masts are steel lattice towers. They are designed to take the tension of the line in only one direction
- Double Current (DC) Intermediate Mast Tower (22.1m-32.1m height): Double circuit intermediate towers are steel lattice suspension towers which are designed to ensure clearances are maintained on two circuits
- Double Current (DC) Angle Mast Tower: (22m-27m height): Double circuit angle masts are steel lattice tower constructions. They are designed to support directional change and also maintain the required clearances for two circuits.
- Angle Mast Tower (12.5m-14m height): Single circuit angle masts are steel lattice tower constructions. They are designed to support directional change
- Strain Intermediate (INT) Tower (11m-24m height): A strain intermediate tower is a steel lattice tower. They are designed to take the tension of the line in only one direction
- Portal Intermediate Poleset (IMP) (Wooden) (11m-22m height): At 110 kV, these consist of two wooden poles (portal), treated with creosote, with a steel cross arm. The insulators and conductors are supported via this cross arm

Drawing Legend

	Application Boundary
	Knockraha - Kilbarry 110 kV line/ 110 kV Conductor
	110 kV Structures
	Intermediate Tower Replacement
	Civil works to foundations (and other specified maintenance works)
	Corrective Maintenance Works

AN BORD PLEANÁLA
 22 OCT 2020
 LTR DATED *Final Approval*
 LDG:
 ABP: 308511-20



DRAWING TITLE:
Infrastructure Site Plans
Sheet 2 of 10

PROJECT TITLE:
Kilbarry-Knockraha Line Refurbishment

DRAWING BY: Joseph O'Brien	CHECKED BY: Jordan Baxter
PROJECT No.: 200532	DRAWING No.: 200532 - 04
SCALE: 1:1,000 @ A1	DATE: 25.09.2020
OS SHEET No.: 6290, 6291, 6292, 6293, 6337, 6338, 6339, 6340	

MKO
 Planning and Environmental Consultants
 Tuam Road, Galway
 Ireland, H91 VW84
 +353 (0) 91 735611
 email: info@www.mkoireland.ie
 Website: www.mkoireland.ie

Ordnance Survey Ireland Licence No. AR00218209 Ordnance Survey Ireland/Government of Ireland



Note
 10m buffer has been applied to the
 Kilbarry-Knockraha No. 2 110 kV
 transmission line for the purposes of this
 Section 5 Declaration of Exempted
 Development

- End Mast Tower (12.5m - 14m height): End masts are steel lattice towers. They are designed to take the tension of the line in only one direction
- Double Current (DC) Intermediate Mast Tower (22.1m-32.1m height): Double circuit intermediate towers are steel lattice suspension towers which are designed to ensure clearances are maintained on two circuits
- Double Current (DC) Angle Mast Tower: (22m-27m height): Double circuit angle masts are steel lattice tower constructions. They are designed to support directional change and also maintain the required clearances for two circuits.
- Angle Mast Tower (12.5m-14m height): Single circuit angle masts are steel lattice tower constructions. They are designed to support directional change
- Strain Intermediate (INT) Tower (11m-24m height): A strain intermediate tower is a steel lattice tower. They are designed to take the tension of the line in only one direction
- Portal Intermediate Poleset (IMP) (Wooden) (11m-22m height): At 110 kV, these consist of two wooden poles (portal), treated with creosote, with a steel cross arm. The insulators and conductors are supported via this cross arm

Drawing Legend

- Application Boundary
- Knockraha - Kilbarry 110 kV line/
110 kV Conductor
- ⊗ 110 kV Structures
- Pole Replacement (and other specified maintenance works)

AN BORD PLEANÁLA

 22 OCT 2020
 LTR DATED _____
 LDG- _____
 ABP- 308511-20



Ordnance Survey Ireland Licence No. AR0021820© Ordnance Survey Ireland/Government of Ireland

**Infrastructure Site Plans
 Sheet 3 of 10**

PROJECT TITLE:
 Kilbarry-Knockraha Line Refurbishment

DRAWING BY: Joseph O'Brien	CHECKED BY: Jordan Baxter
PROJECT No.: 200532	DRAWING No.: 200532 - 05
SCALE: 1:1,000 @ A1	DATE: 25.09.2020

OS SHEET No.:
 6290, 6291, 6292, 6293, 6337, 6338, 6339, 6340



MKO
 Planning and
 Environmental
 Consultants
 Tuam Road, Galway
 Ireland, H91 VW84
 +353 (0) 91 735611
 email: info@www.mkofireland.ie
 Website: www.mkofireland.ie

Note
 10m buffer has been applied to the Kilbarry-Knockraha No. 2 110 kV transmission line for the purposes of this Section 5 Declaration of Exempted Development

- End Mast Tower (12.5m - 14m height): End masts are steel lattice towers. They are designed to take the tension of the line in only one direction
- Double Current (DC) Intermediate Mast Tower (22.1m-32.1m height): Double circuit intermediate towers are steel lattice suspension towers which are designed to ensure clearances are maintained on two circuits
- Double Current (DC) Angle Mast Tower: (22m-27m height): Double circuit angle masts are steel lattice tower constructions. They are designed to support directional change and also maintain the required clearances for two circuits.
- Angle Mast Tower (12.5m-14m height): Single circuit angle masts are steel lattice tower constructions. They are designed to support directional change
- Strain Intermediate (INT) Tower (11m-24m height): A strain intermediate tower is a steel lattice tower. They are designed to take the tension of the line in only one direction
- Portal Intermediate Poleset (IMP) (Wooden) (11m-22m height): At 110 kV, these consist of two wooden poles (portal), treated with creosote, with a steel cross arm. The insulators and conductors are supported via this cross arm

Drawing Legend

- Application Boundary
- Knockraha - Kilbarry 110 kV line/
110 kV Conductor
- ⊗ 110 kV Structures
- Pole Replacement (and other specified maintenance works)

AN BORD PLEANÁLA
 22 OCT 2020
 LTR DATED: *22 OCT 2020*
 LDG: *FRW/ABP*
 ABP: *30551-20*



Ordnance Survey Ireland Licence No. AR00218200 Ordnance Survey Ireland/Government of Ireland

**Infrastructure Site Plans
 Sheet 4 of 10**

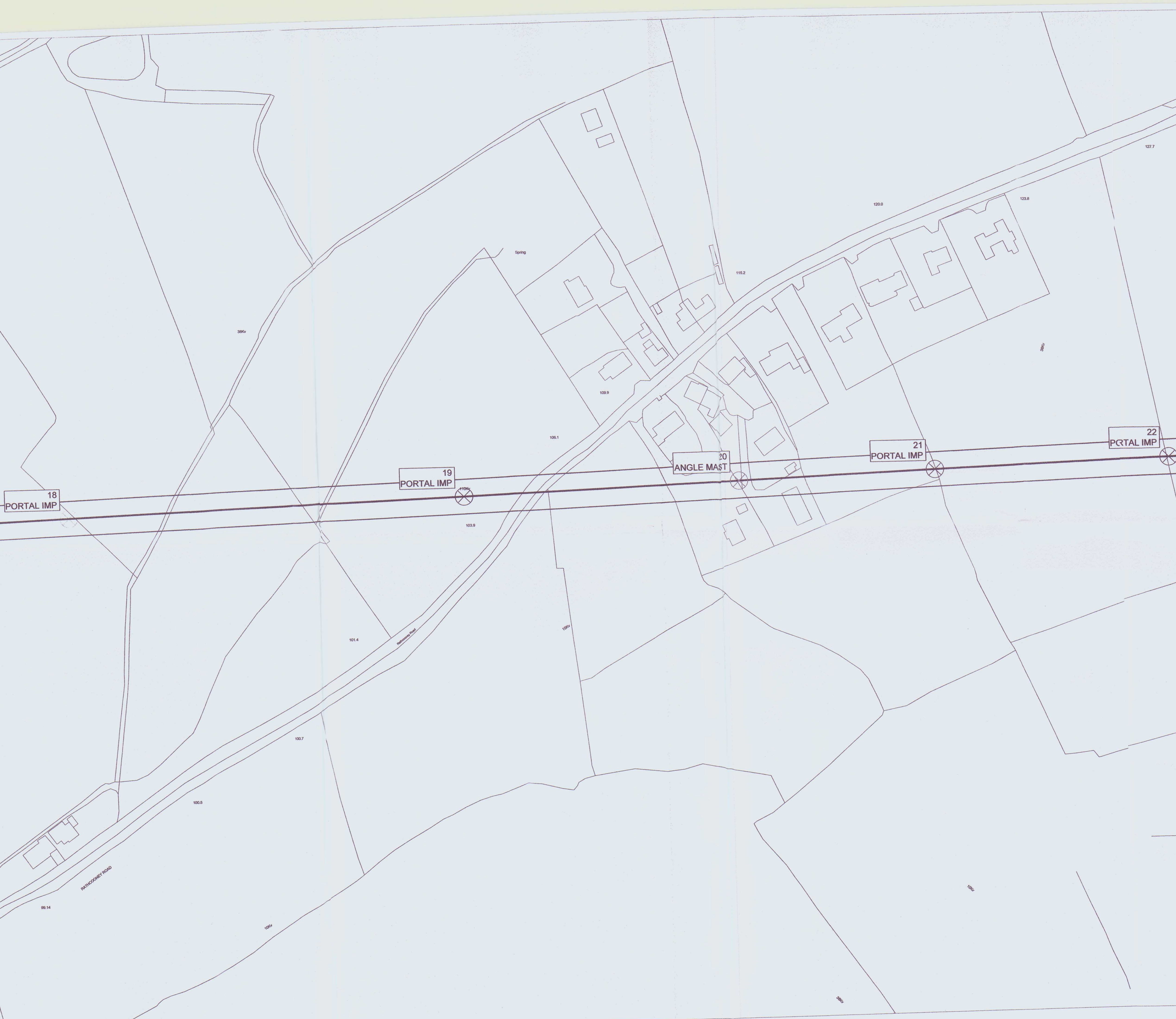
PROJECT TITLE:
 Kilbarry-Knockraha Line Refurbishment

DRAWING BY: Joseph O'Brien	CHECKED BY: Jordan Baxter
PROJECT NO.: 200532	DRAWING NO.: 200532 - 06
SCALE: 1:1,000 @ A1	DATE: 25.09.2020

OS SHEET No.:
 6290, 6291, 6292, 6293, 6337, 6338, 6339, 6340

MKO
 Planning and Environmental Consultants
 Tuam Road, Galway
 Ireland, H91 VW84
 +353 (0) 91 735611
 email: info@www.mkoireland.ie
 Website: www.mkoireland.ie





Note
 10m buffer has been applied to the
 Kilbarry-Knockraha No. 2 110 kV
 transmission line for the purposes of this
 Section 5 Declaration of Exempted
 Development

- End Mast Tower (12.5m - 14m height): End masts are steel lattice towers. They are designed to take the tension of the line in only one direction
- Double Current (DC) Intermediate Mast Tower (22.1m-32.1m height): Double circuit intermediate towers are steel lattice suspension towers which are designed to ensure clearances are maintained on two circuits
- Double Current (DC) Angle Mast Tower: (22m-27m height): Double circuit angle masts are steel lattice tower constructions. They are designed to support directional change and also maintain the required clearances for two circuits.
- Angle Mast Tower (12.5m-14m height): Single circuit angle masts are steel lattice tower constructions. They are designed to support directional change
- Strain Intermediate (INT) Tower (11m-24m height): A strain intermediate tower is a steel lattice tower. They are designed to take the tension of the line in only one direction
- Portal Intermediate Poleset (IMP) (Wooden) (11m-22m height): At 110 kV, these consist of two wooden poles (portal), treated with creosote, with a steel cross arm. The insulators and conductors are supported via this cross arm

Drawing Legend

	Application Boundary
	Knockraha - Kilbarry 110 kV line/ 110 kV Conductor
	110 kV Structures
	Pole Replacement (and other specified maintenance works)
	Civil works to foundations (and other specified maintenance works)
	Corrective Maintenance Works


AN BORD PLEANÁLA

22 OCT 2020

LTR DATED _____ FROM *Apelby*

LDG- _____

ABP- 306511-20



**Infrastructure Site Plans
 Sheet 5 of 10**

PROJECT TITLE:
Kilbarry-Knockraha Line Refurbishment

DRAWING BY: Joseph O'Brien	CHECKED BY: Jordan Baxter
PROJECT No: 200532	DRAWING No: 200532 - 07
SCALE: 1:1,000 @ A1	DATE: 25.09.2020

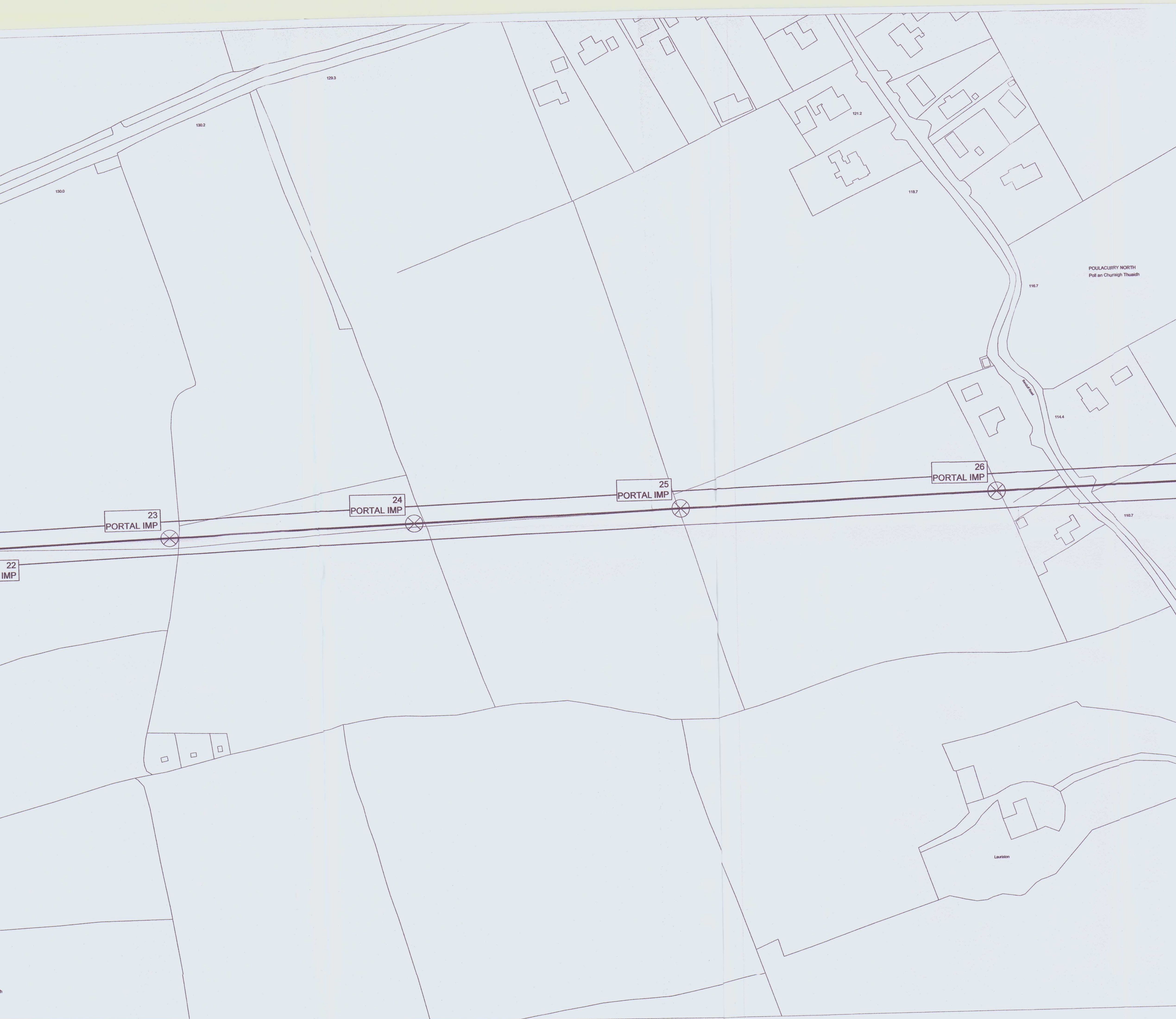
OS SHEET No:
6290, 6291, 6292, 6293, 6337, 6338, 6339, 6340

MKO
 Planning and
 Environmental
 Consultants
 Tuam Road, Galway
 Ireland, H91 VW84
 +353 (0) 91 735611
 email: info@www.mkoireland.ie
 Website: www.mkoireland.ie

Ordnance Survey Ireland Licence No. AR0021820 © Ordnance Survey Ireland/Government of Ireland

Note
 10m buffer has been applied to the
 Kilbarry-Knockraha No. 2 110 kV
 transmission line for the purposes of this
 Section 5 Declaration of Exempted
 Development

- End Mast Tower (12.5m - 14m height): End masts are steel lattice towers. They are designed to take the tension of the line in only one direction
- Double Current (DC) Intermediate Mast Tower (22.1m-32.1m height): Double circuit intermediate towers are steel lattice suspension towers which are designed to ensure clearances are maintained on two circuits
- Double Current (DC) Angle Mast Tower: (22m-27m height): Double circuit angle masts are steel lattice tower constructions. They are designed to support directional change and also maintain the required clearances for two circuits.
- Angle Mast Tower (12.5m-14m height): Single circuit angle masts are steel lattice tower constructions. They are designed to support directional change
- Strain Intermediate (INT) Tower (11m-24m height): A strain intermediate tower is a steel lattice tower. They are designed to take the tension of the line in only one direction
- Portal Intermediate Poleset (IMP) (Wooden) (11m-22m height): At 110 kV, these consist of two wooden poles (portal), treated with creosote, with a steel cross arm. The insulators and conductors are supported via this cross arm



Drawing Legend

- Application Boundary
- Knockraha - Kilbarry 110 kV line/
110 kV Conductor
- ⊗ 110 kV Structures
- Pole Replacement (and other specified maintenance works)

AN BORD PLEANÁLA
 22 OCT 2020
 LTR DATED 22 OCT 2020 FROM Appelby
 LDG-
 ABP- 306511-20



Ordnance Survey Ireland Licence No. AR0021820 © Ordnance Survey Ireland/Government of Ireland

DRAWING TITLE:
**Infrastructure Site Plans
 Sheet 6 of 10**

PROJECT TITLE:
Kilbarry-Knockraha Line Refurbishment

DRAWING BY: **Joseph O'Brien** CHECKED BY: **Jordan Baxter**

PROJECT NO: **200532** DRAWING NO.: **200532 - 08**

SCALE: **1:1,000 @ A1** DATE: **25.09.2020**

OS SHEET NO.: **6290, 6291, 6292, 6293, 6337, 6338, 6339, 6340**

MKO
 Planning and
 Environmental
 Consultants
 Tuum Road, Galway
 Ireland, H91 VW84
 +353 (0) 91 735611
 email: info@www.mkofireland.ie
 Website: www.mkofireland.ie



Note
 10m buffer has been applied to the Kilbarry-Knockraha No. 2 110 kV transmission line for the purposes of this Section 5 Declaration of Exempted Development

- End Mast Tower (12.5m - 14m height): End masts are steel lattice towers. They are designed to take the tension of the line in only one direction
- Double Current (DC) Intermediate Mast Tower (22.1m-32.1m height): Double circuit intermediate towers are steel lattice suspension towers which are designed to ensure clearances are maintained on two circuits
- Double Current (DC) Angle Mast Tower: (22m-27m height): Double circuit angle masts are steel lattice tower constructions. They are designed to support directional change and also maintain the required clearances for two circuits.
- Angle Mast Tower (12.5m-14m height): Single circuit angle masts are steel lattice tower constructions. They are designed to support directional change
- Strain Intermediate (INT) Tower (11m-24m height): A strain intermediate tower is a steel lattice tower. They are designed to take the tension of the line in only one direction
- Portal Intermediate Poleset (IMP) (Wooden) (11m-22m height): At 110 kV, these consist of two wooden poles (portal), treated with creosote, with a steel cross arm. The insulators and conductors are supported via this cross arm

Drawing Legend


	Application Boundary
	Knockraha - Kilbarry 110 kV line/ 110 kV Conductor
	110 kV Structures
	Pole Replacement (and other specified maintenance works)
	Civil works to foundations (and other specified maintenance works)

AN BORD PLEANÁLA

22 OCT 2020

LTR DATED: FROM: *Appln*

LDG: *308511-20*



**Infrastructure Site Plans
 Sheet 7 of 10**

PROJECT TITLE:
Kilbarry-Knockraha Line Refurbishment

DRAWING BY: Joseph O'Brien	CHECKED BY: Jordan Baxter
PROJECT NO.: 200532	DRAWING NO.: 200532 - 09

SCALE: 1:1,000 @ A1	DATE: 25.09.2020
-------------------------------	----------------------------

OS SHEET NO.:
 6290, 6291, 6292, 6293, 6337, 6338, 6339, 6340

MKO
 Planning and Environmental Consultants
 Tuam Road, Galway
 Ireland, H91 VW84
 +353 (0) 91 735611
 email: info@www.mkofireland.ie
 Website: www.mkofireland.ie

Ordnance Survey Ireland Licence No. AR00218200 Ordnance Survey Ireland/Government of Ireland



Note
 10m buffer has been applied to the
 Kilbarry-Knockraha No. 2 110 kV
 transmission line for the purposes of this
 Section 5 Declaration of Exempted
 Development

- End Mast Tower (12.5m - 14m height): End masts are steel lattice towers. They are designed to take the tension of the line in only one direction
- Double Current (DC) Intermediate Mast Tower (22.1m-32.1m height): Double circuit intermediate towers are steel lattice suspension towers which are designed to ensure clearances are maintained on two circuits
- Double Current (DC) Angle Mast Tower: (22m-27m height): Double circuit angle masts are steel lattice tower constructions. They are designed to support directional change and also maintain the required clearances for two circuits.
- Angle Mast Tower (12.5m-14m height): Single circuit angle masts are steel lattice tower constructions. They are designed to support directional change
- Strain Intermediate (INT) Tower (11m-24m height): A strain intermediate tower is a steel lattice tower. They are designed to take the tension of the line in only one direction
- Portal Intermediate Poleset (IMP) (Wooden) (11m-22m height): At 110 kV, these consist of two wooden poles (portal), treated with creosote, with a steel cross arm. The insulators and conductors are supported via this cross arm

Drawing Legend

	Application Boundary
	Knockraha - Kilbarry 110 kV line/ 110 kV Conductor
	110 kV Structures
	Intermediate Tower Replacement
	Civil works to foundations (and other specified maintenance works)

AN BORD PLEANÁLA
 22 OCT 2020
 LTR DATED: 22 OCT 2020
 LDG: *FLW*
 ABP: *305511-20*



Infrastructure Site Plans
Sheet 8 of 10

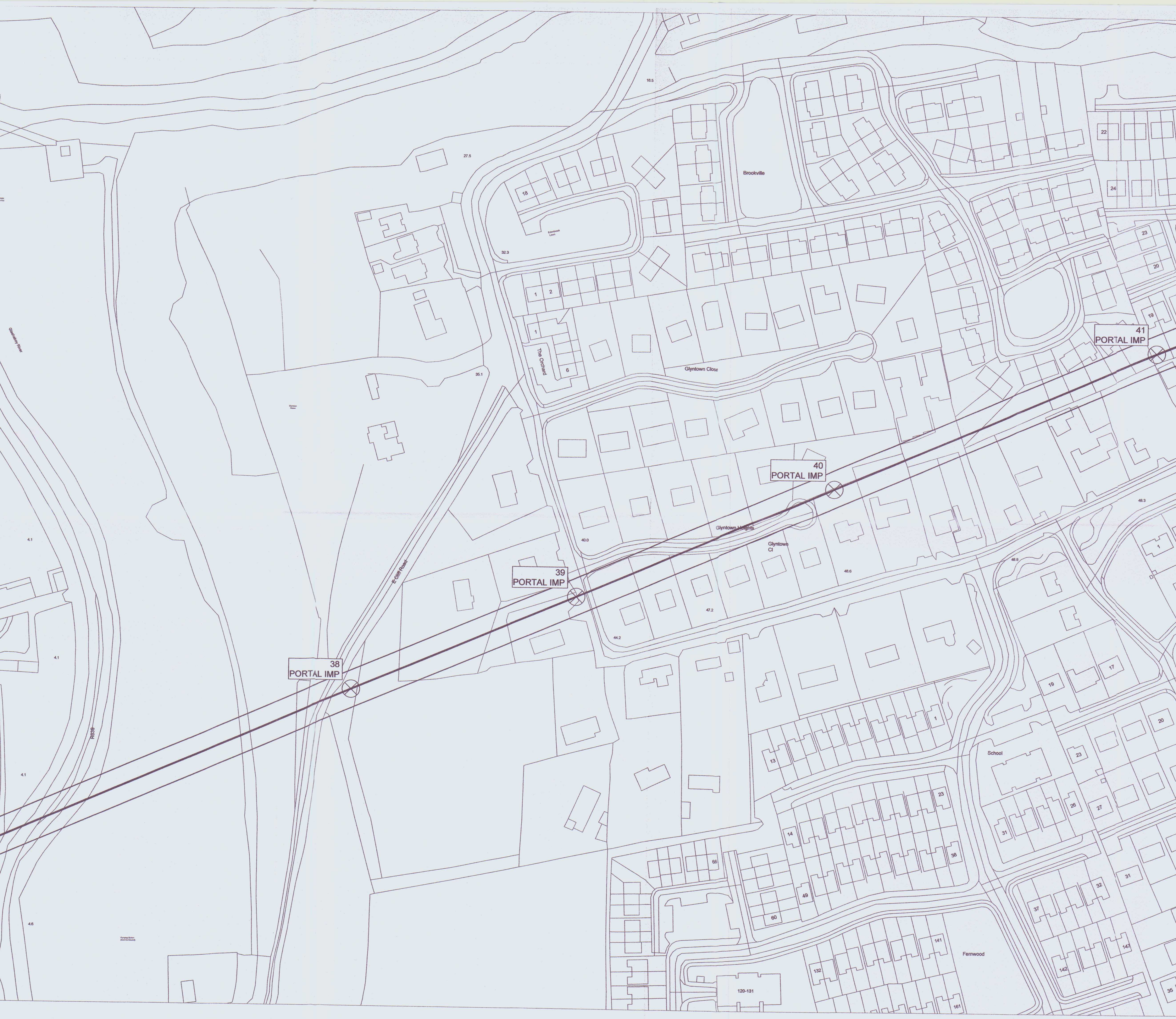
PROJECT TITLE:
 Kilbarry-Knockraha Line Refurbishment

DRAWING BY: Joseph O'Brien	CHECKED BY: Jordan Baxter
PROJECT NO.: 200532	DRAWING NO.: 200532 - 10
SCALE: 1:1,000 @ A1	DATE: 25.09.2020

OS SHEET NO.:
 6290, 6291, 6292, 6293, 6337, 6338, 6339, 6340

MKO
 Planning and Environmental Consultants
 Tuam Road, Galway
 Ireland, H91 VW84
 +353 (0) 91 735611
 email: info@www.mkofireland.ie
 Website: www.mkofireland.ie

Ordnance Survey Ireland Licence No. AR00216200 Ordnance Survey Ireland/Government of Ireland



Note
 10m buffer has been applied to the Kilbarry-Knockraha No. 2 110 kV transmission line for the purposes of this Section 5 Declaration of Exempted Development

- End Mast Tower (12.5m - 14m height): End masts are steel lattice towers. They are designed to take the tension of the line in only one direction
- Double Current (DC) Intermediate Mast Tower (22.1m-32.1m height): Double circuit intermediate towers are steel lattice suspension towers which are designed to ensure clearances are maintained on two circuits
- Double Current (DC) Angle Mast Tower: (22m-27m height): Double circuit angle masts are steel lattice tower constructions. They are designed to support directional change and also maintain the required clearances for two circuits.
- Angle Mast Tower (12.5m-14m height): Single circuit angle masts are steel lattice tower constructions. They are designed to support directional change
- Strain Intermediate (INT) Tower (11m-24m height): A strain intermediate tower is a steel lattice tower. They are designed to take the tension of the line in only one direction
- Portal Intermediate Poleset (IMP) (Wooden) (11m-22m height): At 110 kV, these consist of two wooden poles (portal), treated with creosote, with a steel cross arm. The insulators and conductors are supported via this cross arm

Drawing Legend

	Application Boundary
	Knockraha - Kilbarry 110 kV line/ 110 kV Conductor
	110 kV Structures

AN BORD PLEANÁLA
 22 OCT 2020
 LTR DATED 22 OCT 2020
 LDG: 308.S11-20
 AEP: 308.S11-20



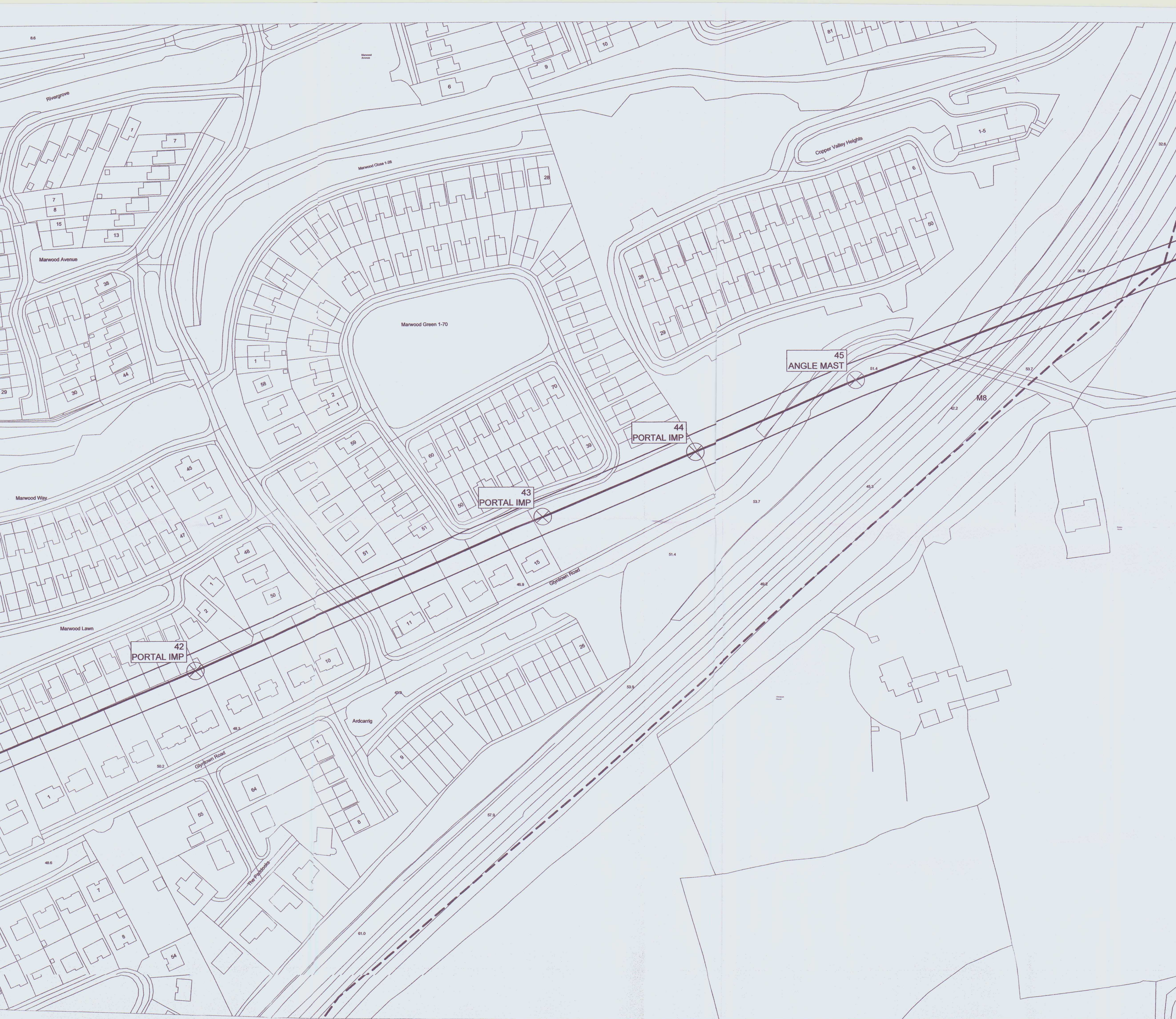
DRAWING TITLE:
Infrastructure Site Plans
Sheet 9 of 10

PROJECT TITLE:
Kilbarry-Knockraha Line Refurbishment

DRAWING BY: Joseph O'Brien	CHECKED BY: Jordan Baxter
PROJECT No.: 200532	DRAWING No.: 200532 - 11
SCALE: 1:1,000 @ A1	DATE: 25.09.2020
OS SHEET No.: 6290, 6291, 6292, 6293, 6337, 6338, 6339, 6340	

MKO
 Planning and Environmental Consultants
 Tuam Road, Galway
 Ireland, H91 VW84
 +353 (0) 91 735611
 email: info@www.mkofireland.ie
 Website: www.mkofireland.ie

Ordnance Survey Ireland Licence No. AR00218200 Ordnance Survey Ireland/Government of Ireland



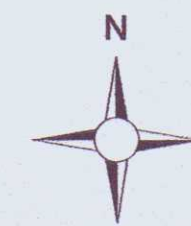
Note
 10m buffer has been applied to the Kilbarry-Knockraha No. 2 110 kV transmission line for the purposes of this Section 5 Declaration of Exempted Development

- End Mast Tower (12.5m - 14m height): End masts are steel lattice towers. They are designed to take the tension of the line in only one direction
- Double Current (DC) Intermediate Mast Tower (22.1m-32.1m height): Double circuit intermediate towers are steel lattice suspension towers which are designed to ensure clearances are maintained on two circuits
- Double Current (DC) Angle Mast Tower: (22m-27m height): Double circuit angle masts are steel lattice tower constructions. They are designed to support directional change and also maintain the required clearances for two circuits.
- Angle Mast Tower (12.5m-14m height): Single circuit angle masts are steel lattice tower constructions. They are designed to support directional change
- Strain Intermediate (INT) Tower (11m-24m height): A strain intermediate tower is a steel lattice tower. They are designed to take the tension of the line in only one direction
- Portal Intermediate Poleset (IMP) (Wooden) (11m-22m height): At 110 kV, these consist of two wooden poles (portal), treated with creosote, with a steel cross arm. The insulators and conductors are supported via this cross arm

Drawing Legend

	Application Boundary
	Cork City Council Administrative Area
	Knockraha - Kilbarry 110 kV line/ 110 kV Conductor
	110 kV Structures
	Civil works to foundations (and other specified maintenance works)

AN BORD PLEANÁLA
 22 OCT 2020
 LTR DATED 17/10/20 *Apellan*
 LDG-
 ABP- 305511-20



**Infrastructure Site Plans
 Sheet 10 of 10**

Kilbarry-Knockraha Line Refurbishment

DRAWING BY: Joseph O'Brien	CHECKED BY: Jordan Baxter
PROJECT No: 200532	DRAWING No.: 200532 - 12
SCALE: 1:1,000 @ A1	DATE: 25.09.2020

OS SHEET No: 6290, 6291, 6292, 6293, 6337, 6338, 6339, 6340

MKO
 Planning and Environmental Consultants
 Tuam Road, Galway
 Ireland, H91 VW84
 +353 (0) 91 735611
 email: info@www.mkoireland.ie
 Website: www.mkoireland.ie

Ordnance Survey Ireland Licence No. AP00216200 Ordnance Survey Ireland/Government of Ireland